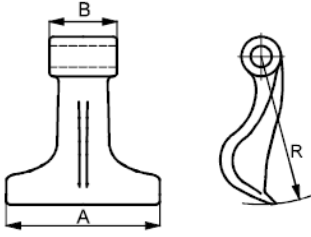
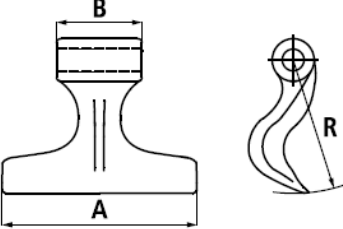
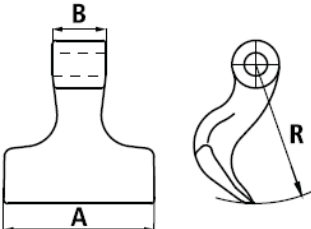


# FACMA

NR. REF.	RYS.	WYMIARY	---	ŚR. OTW. WAGA	---
Mazza 49/22		<p>A = 165 B = 73 R = 158</p>	—	22,5 2800	—
Mazza 107/18		<p>A = 165 B = 73 R = 114</p>	—	18,5 1800	—
Mazza 110/18		<p>A = 122 B = 44 R = 112</p>	—	18,5 1500	—

