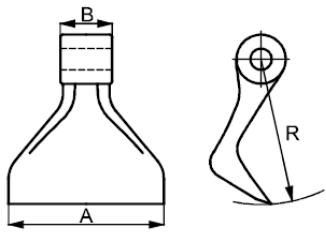
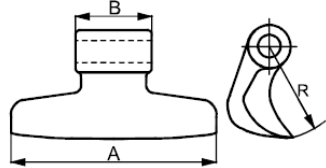
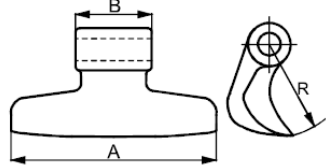
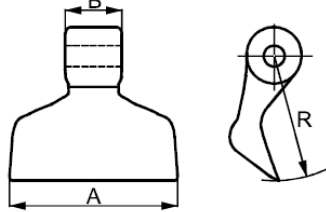
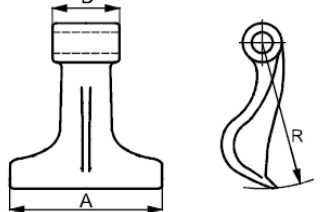


# AGRICOM

NR. REF.	RYS.	WYMIARY	---	ŚR. OTW.	WAGA	---
Mazza 04/16		A = 120 B = 40 R = 110	—	16,5	1450	—
Mazza 05/16		A = 185 B = 70 R = 85	—	16,5	2130	—
Mazza 05/20		A = 185 B = 70 R = 85	—	20,5	2100	—
Mazza 08/20		A = 120 B = 40 R = 90	—	20,5	1080	—
Mazza 49/22		A = 165 B = 73 R = 158	—	22,5	2800	—